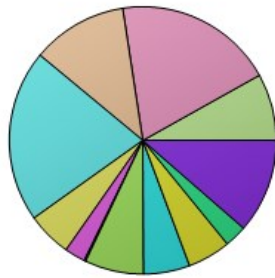


# Summary Report

All

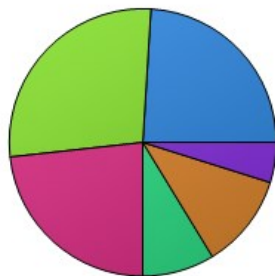
August 14, 2014 1:57 PM

1. Select your campus from the list



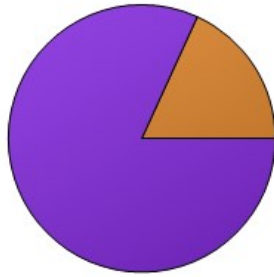
	Count	Percentage
Choose school here:	59	11.39%
Blanton	0	0%
Borman	14	2.7%
Cross Oaks	0	0%
Evers	0	0%
Ginnings	0	0%
Hawk	0	0%
Hodge	0	0%
Houston	0	0%
Lee	0	0%
McNair	27	5.21%
Nelson	29	5.6%
Paloma Creek	0	0%
Pecan Creek	0	0%
Providence	0	0%
EP Rayzor	0	0%
Newton Rayzor	37	7.14%
Rivera	0	0%
Savannah	0	0%
Stephens	0	0%
WS Ryan	1	0.19%
Wilson	13	2.51%
Calhoun MS	28	5.41%
Crownover MS	108	20.85%
Harpool MS	0	0%
McMath MS	60	11.58%
Myers MS	0	0%
Navo MS	100	19.31%
Strickland MS	42	8.11%
Denton HS	0	0%
<b>Total</b>	<b>518</b>	<b>100%</b>

2. What grade are you in?




	Count	Percentage
Third	25	4.84%
Fourth	59	11.43%
Fifth	45	8.72%
Sixth	120	23.26%
Seventh	143	27.71%
Eighth	124	24.03%
<b>Total</b>	<b>516</b>	<b>100%</b>

3. The work that I do in my EXPO class is as difficult as I expected for a gifted class.



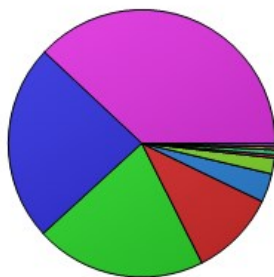
	Count	Percentage
Yes	423	81.82%
No	94	18.18%
<b>Total</b>	<b>517</b>	<b>100%</b>

5. I am encouraged to be creative in my work for my EXPO class.



	Count	Percentage
Yes	500	96.53%
No	18	3.47%
<b>Total</b>	<b>518</b>	<b>100%</b>

6. On a scale from 1 to 10, with 10 being the best, how would you rate EXPO?



	Count	Percentage
1 Really bad!	2	0.39%
2	2	0.39%
3	3	0.58%
4	2	0.39%
5	10	1.93%
6	18	3.47%
7	54	10.42%
8	107	20.66%
9	123	23.75%
10 Great!	197	38.03%
<b>Total</b>	<b>518</b>	<b>100%</b>